

GET Europe Equity Alpha

Report März 2024

GET Europe Equity Alpha

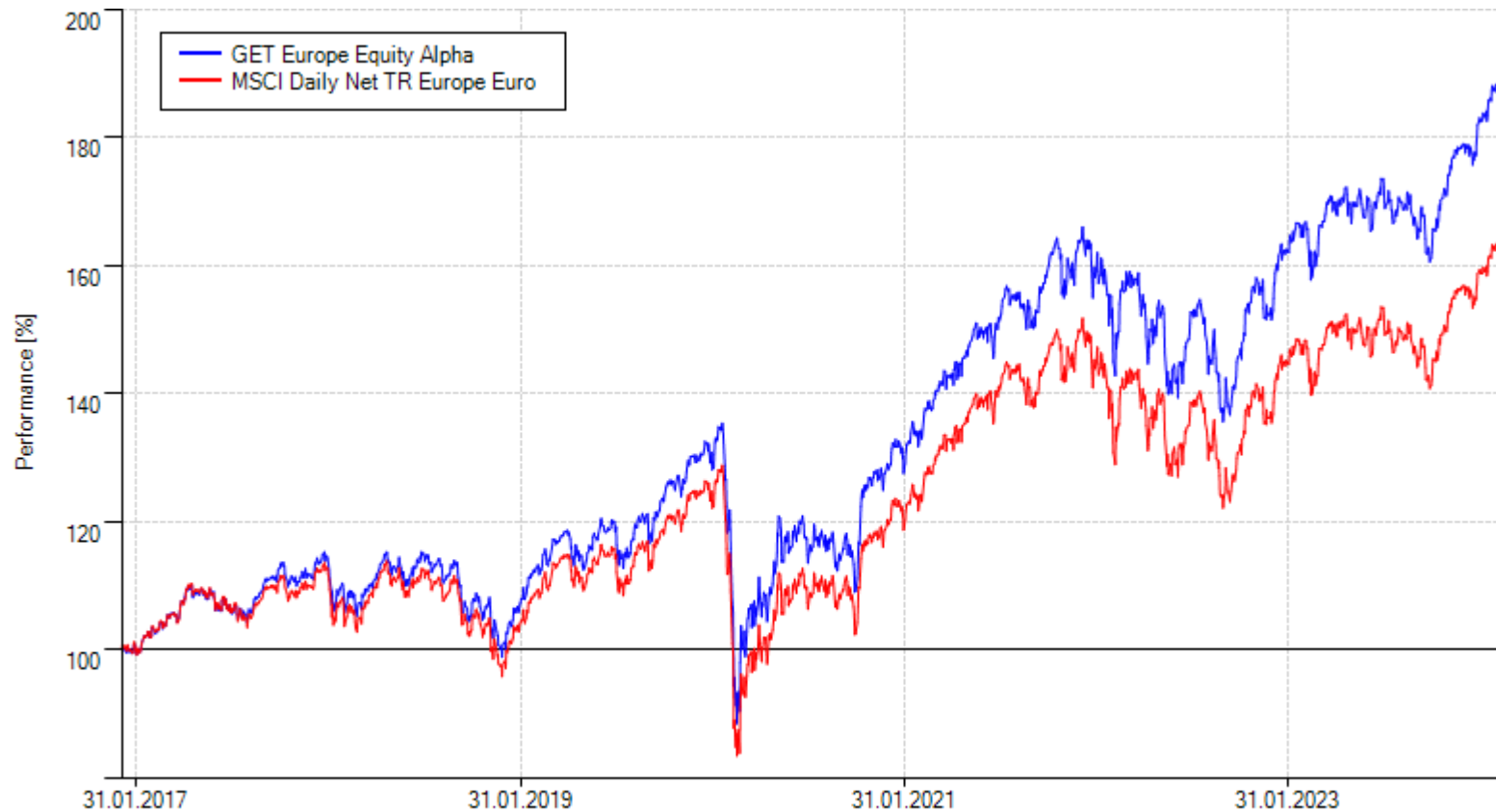
Strategieüberblick

- **Überproportionale Partizipation an positiven Marktentwicklungen** europäischer Aktienmärkte
- Universum: MSCI Europe
- Mind. **95% Investitionsquote**
- Breite Sektorenstreuung
- **Aktiv gesteuert** durch KI-Modelle



Performance

02.01.2017 – 28.03.2024

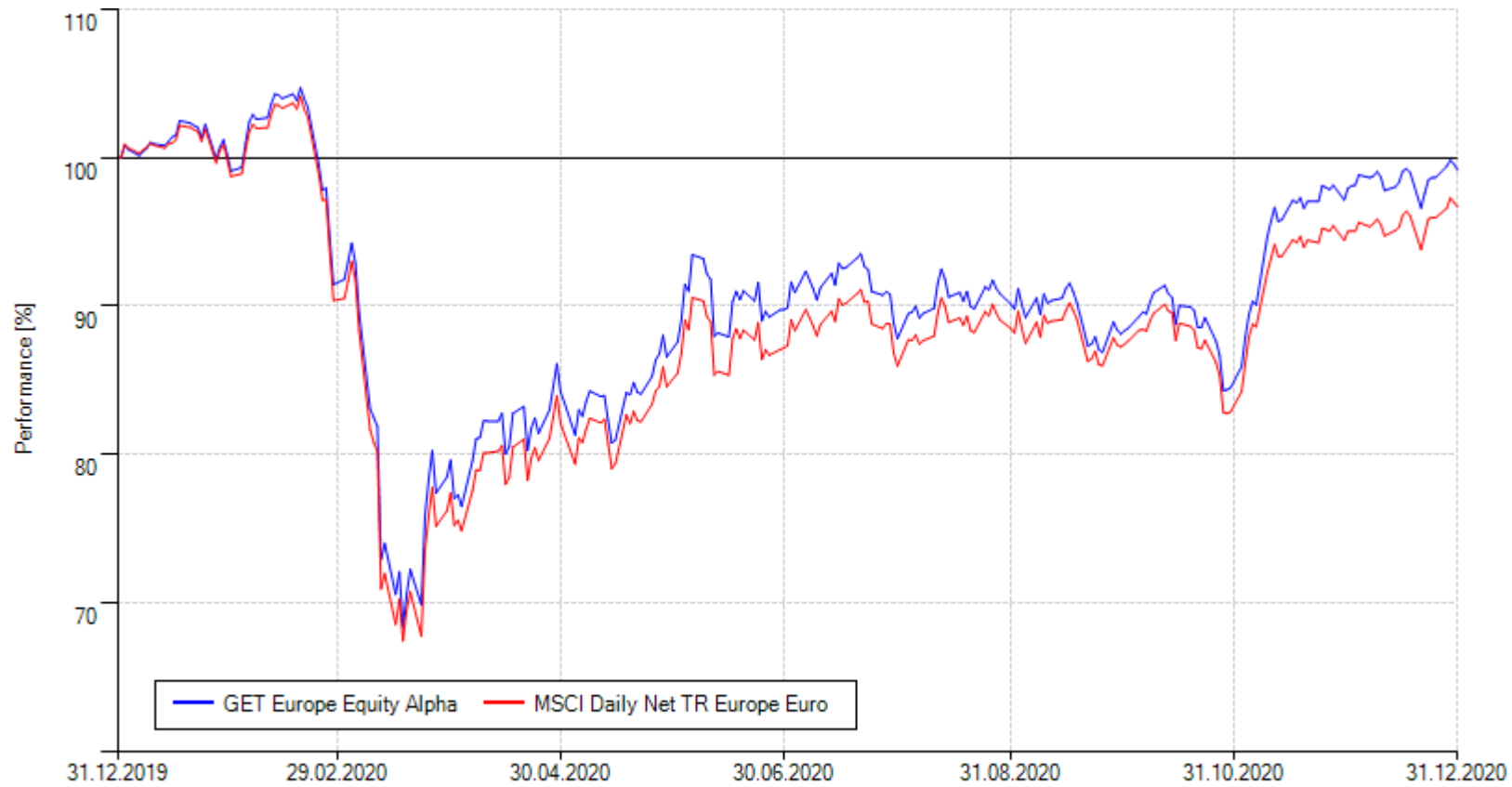


	Return p.a.	Drawdown
GET Europe Equity Alpha	9.63%	-34.67%
MSCI Daily Net TR Europe Euro	7.50%	-35.25%



Performance 2020

31.12.2019 - 31.12.2020

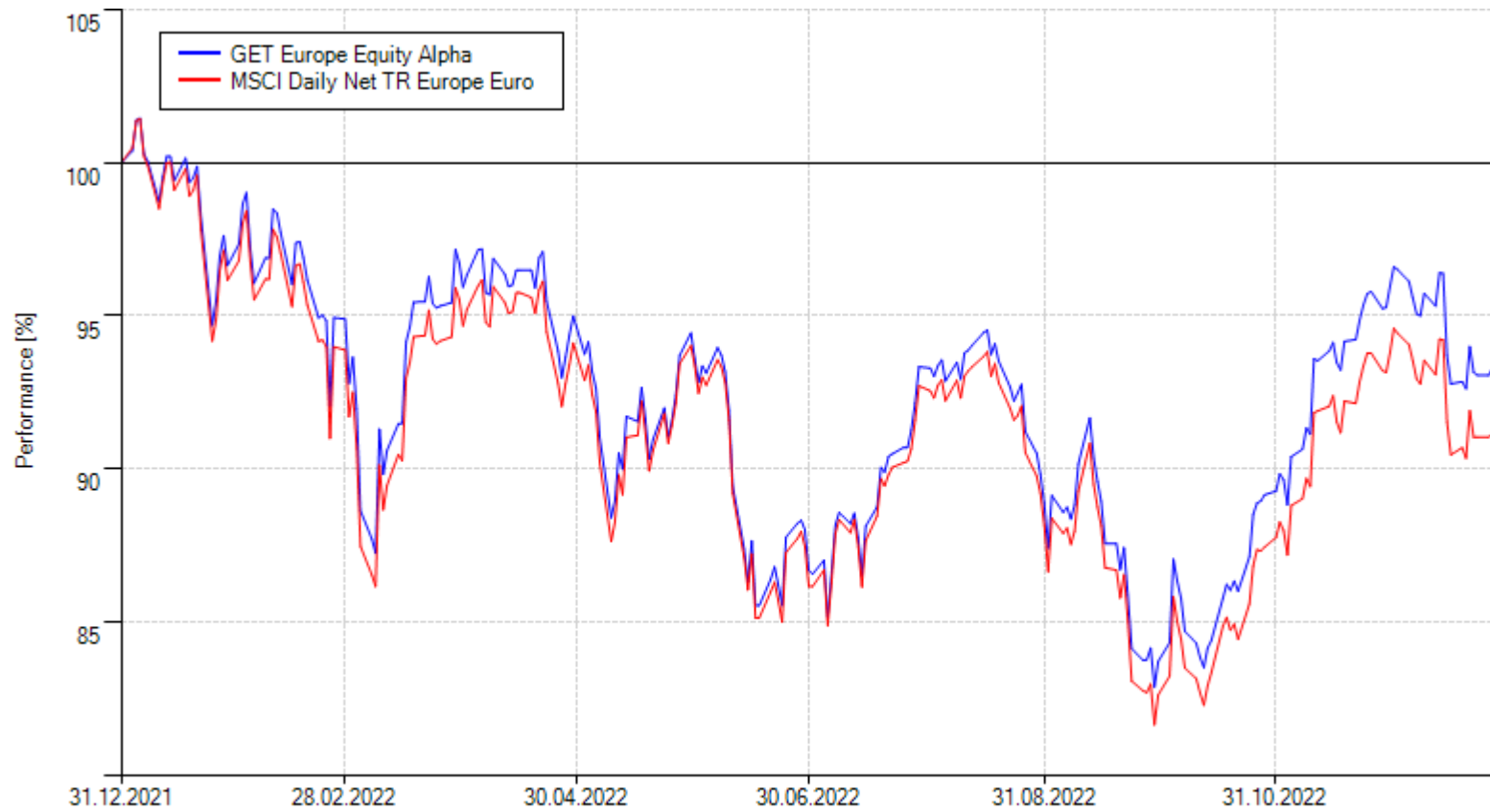


	Return	Drawdown
GET Europe Equity Alpha	-0.83%	-34.67%
MSCI Daily Net TR Europe Euro	-3.32%	-35.25%



Performance 2022

31.12.2021 – 30.12.2022



	Return	Drawdown
GET Europe Equity Alpha	-7.40%	-18.31%
MSCI Daily Net TR Europe Euro	-9.49%	-19.52%



Performance (Yearly)

02.01.2017 – 28.03.2024

	GET Europe Equity Alpha	MSCI Daily Net TR Europe Euro
2024	8.69%	7.63%
2023	18.10%	15.83%
2022	-7.40%	-9.49%
2021	27.64%	25.13%
2020	-0.83%	-3.32%
2019	27.87%	26.05%
2018	-9.12%	-10.57%
2017	11.26%	9.73%

* Stand: 28.03.2024



Drawdown (Yearly)

02.01.2017 – 28.03.2024

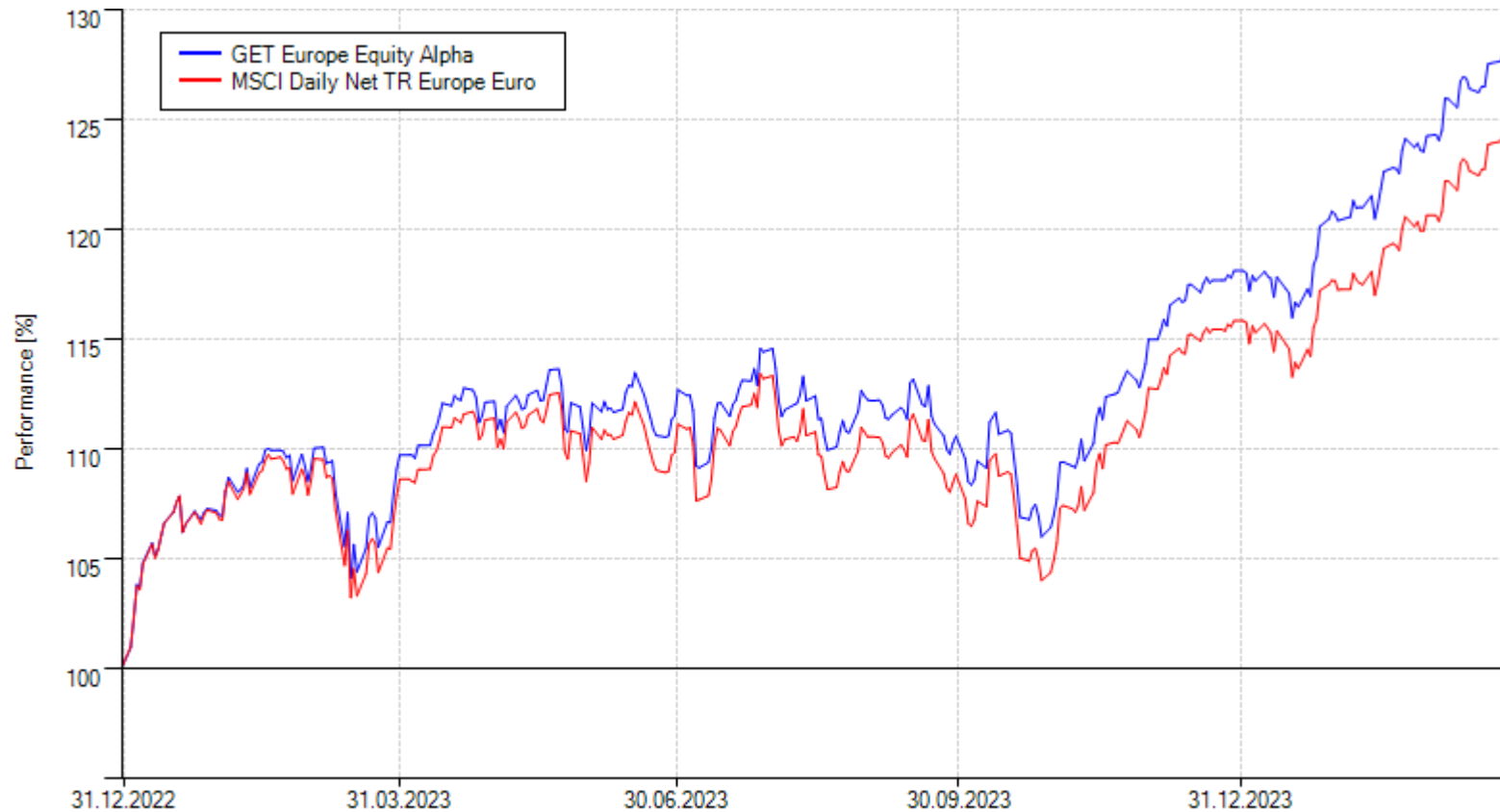
	GET Europe Equity Alpha	MSCI Daily Net TR Europe Euro
2024	-1.81%	-2.21%
2023	-7.50%	-8.31%
2022	-18.31%	-19.52%
2021	-5.70%	-5.47%
2020	-34.67%	-35.25%
2019	-6.45%	-6.87%
2018	-14.28%	-15.86%
2017	-5.33%	-6.23%

* Stand: 28.03.2024



Performance seit 2023

30.12.2022 – 28.03.2024



	Return	Drawdown
GET Europe Equity Alpha	28.37%	-7.50%
MSCI Daily Net TR Europe Euro	24.67%	-8.31%



Performance (Monthly)

1 Jahr

	GET Europe Equity Alpha	MSCI Daily Net TR Europe Euro
Mrz '24	3.91%	3.94%
Feb '24	2.36%	1.94%
Jan '24	2.18%	1.57%
Dez '23	3.73%	3.71%
Nov '23	6.44%	6.44%
Okt '23	-3.25%	-3.57%
Sep '23	-1.49%	-1.56%
Aug '23	-2.03%	-2.45%
Jul '23	1.67%	1.99%
Jun '23	2.51%	2.40%
Mai '23	-1.95%	-2.52%
Apr '23	2.20%	2.50%
Mrz '23	0.45%	-0.07%

* Stand: 28.03.2024



Drawdown (Monthly)

1 Jahr

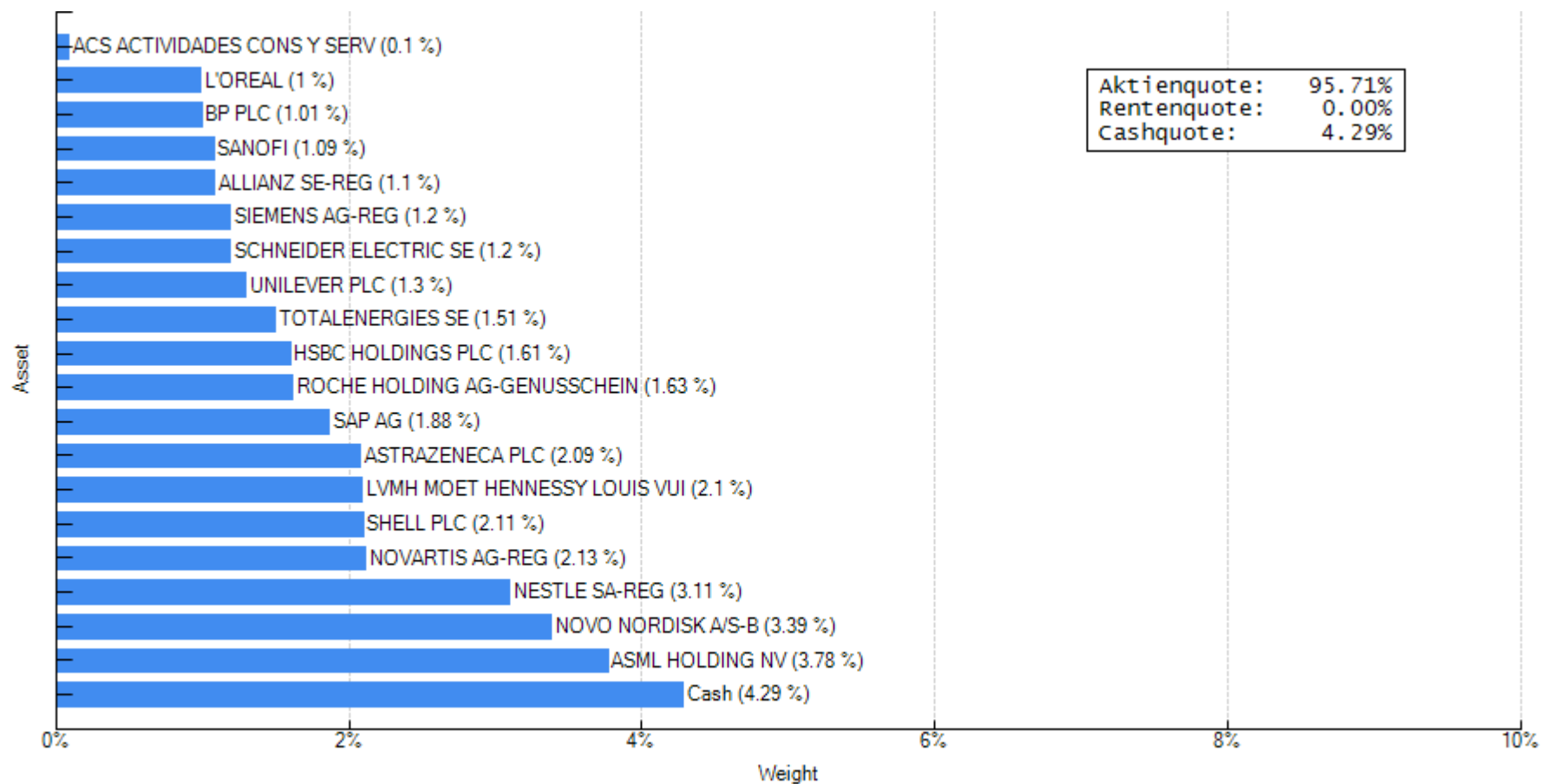
	GET Europe Equity Alpha	MSCI Daily Net TR Europe Euro
Mrz '24	-0.56%	-0.62%
Feb '24	-0.87%	-0.91%
Jan '24	-1.81%	-2.21%
Dez '23	-0.30%	-0.27%
Nov '23	-0.88%	-0.99%
Okt '23	-5.07%	-5.26%
Sep '23	-3.02%	-3.18%
Aug '23	-4.04%	-4.57%
Jul '23	-3.16%	-3.14%
Jun '23	-2.58%	-2.88%
Mai '23	-3.26%	-3.58%
Apr '23	-1.40%	-1.15%
Mrz '23	-5.41%	-5.79%

* Stand: 28.03.2024



Allocation Quota (Day)

28.03.2024



KONTAKT



Harald Schnorrenberg

+49 2161 30735 – 22

schnorrenberg@get-capital.de

www.get-capital.de

Mönchengladbach

Heinz-Nixdorf-Straße 31

41179 Mönchengladbach

Düsseldorf

Schulstraße 2

40213 Düsseldorf